



新品承认书

NEW PRODUCT APPROVED

客户名称 (CUSTOMERS) _____

客户 P/N (CUSTOMER P/N) _____

升谱 P/N (SUNPU P/N) NEPS-4010AT-G

产品说明 (DESCRIPTION) 0.4 英寸单八 共阳 翠绿色显示

送样日期 (SAMPLE DATE) _____

| | | | | | | | |
|------------------------|-------------------------------------|--------------------|--------------------------|-------------------|--------------------------|------------------|--------------------------|
| 产品说明书 Specification | <input checked="" type="checkbox"/> | 检验报告 INSPECTION | <input type="checkbox"/> | 样品 SAMPLE | <input type="checkbox"/> | 其它 OTHERS | <input type="checkbox"/> |
| 核准 (APPROVED BY) | | 审核 (CHECKED BY) | | 校对 (PROOFREAD BY) | | 制作 (PREPARED BY) | |
| | | | | | | | |

更改履历表

| 版本 Version | 日期 date | 描述 | 编制 Maker |
|------------|---------|----|----------|
| | | | |
| | | | |
| | | | |

客户判定结果 (CUSTOMER VERDICT)

承认(OK)

不承认(NG)

承认签名(APPROVED BY):

承认时间(APPROVED DATE):

改善意见(IMPROVED ADVICE):

说明: 为了能更好的服务客户, 请及时回传以上信息

REMARK: FOR OFFERING THE BEST SERVICE TO CUSTOMER, PLEASE FAX THE DATA TO FACTORY IN TIME



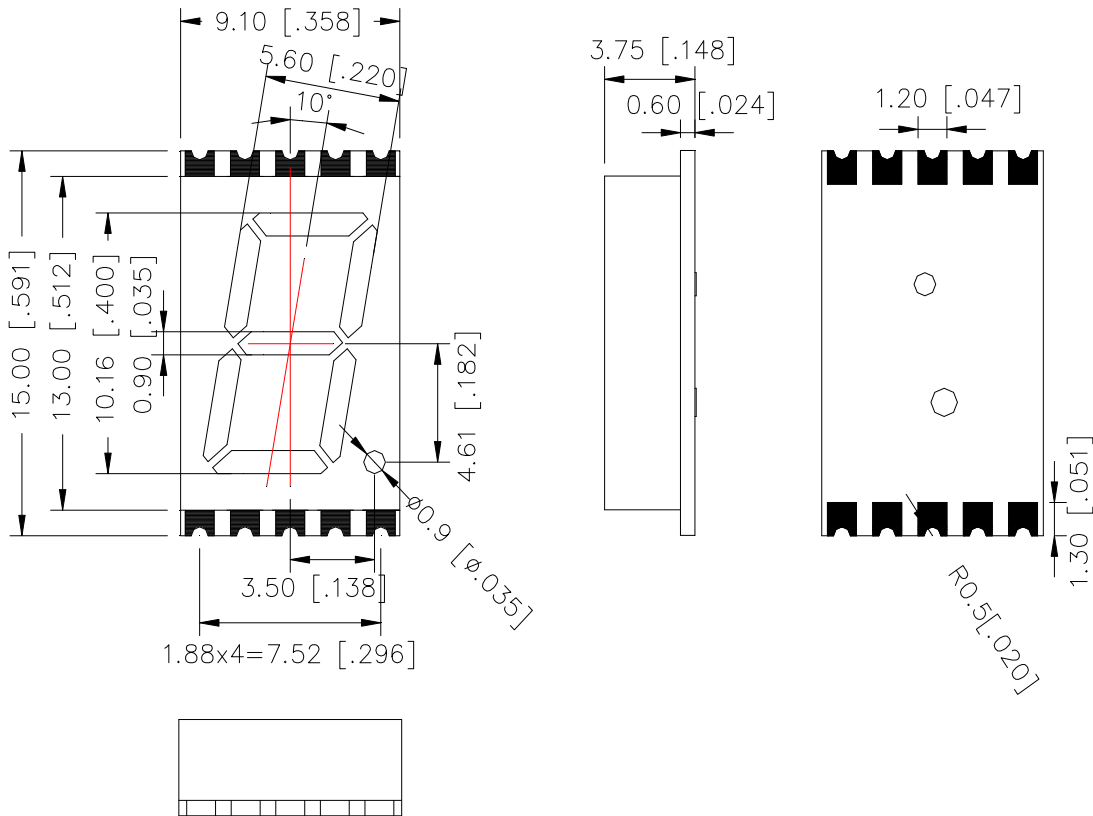
1. 产品描述 DESCRIPTION:

- 灰色显示面, 白色笔段 Gray face, White Epoxy
- 共阳显示屏 Common Anode Display
- 翠绿色显示, Pure Green Color
- 符合 RoHS 要求 RoHS Compliant

2. 产品特征 FEATURES:

- 高可靠性和高稳定性 High intensity and reliability
- 高品质、和低功耗 High quality, Low power requirement
- IC 易兼容, 易装配 IC compatible , Easy assembly
- ESD1000V

3. 产品外形尺寸 Outer Dimension:

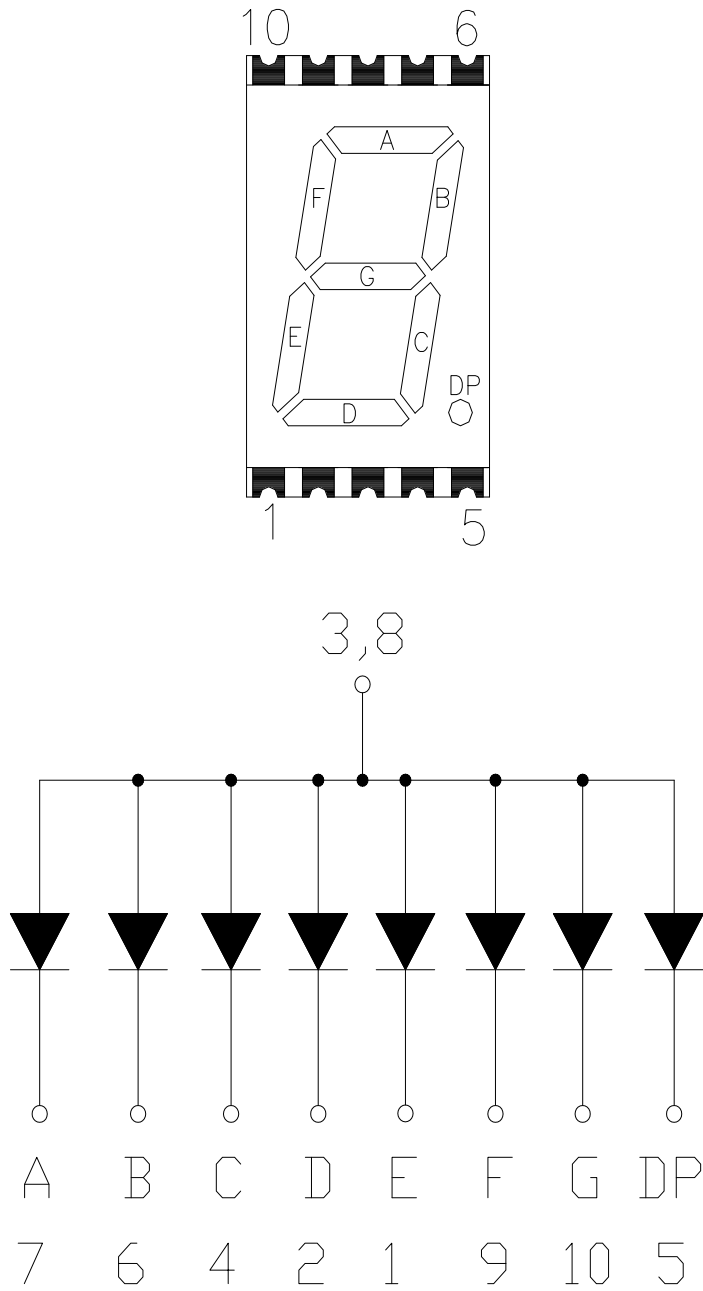


备注: 未标注公差尺寸均为±0.25mm

NOTES: All dimensions are in millimeters (inches) tolerance are ± 0.25mm(0.010) unless otherwise noted



4. 产品线路图 INTERNAL CIRCUIT DIAGRAM





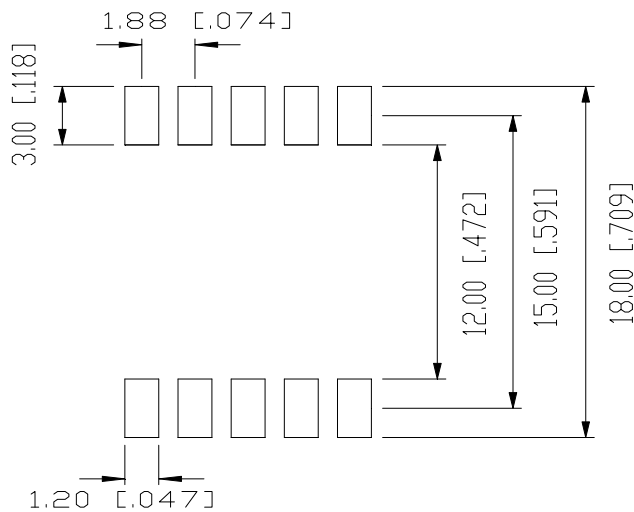
5、产品最大绝对参数值 (Ta: 25°C) ABSOLUTE MAXIMUM RATINGS AT Ta=25°C:

| 参数 (PARAMETER) | 最大值 Max. | 单位 UNIT |
|--|------------------|---------|
| 每段功耗 Power Dissipation Per Segment | 76 | mW |
| 每段峰值电流 Peak Forward Current Per Segment (1/10duty cycle 0.1ms pulse width) | 100 | mA |
| 每段平均正向电流 Average Forward Current Per Segment | 20 | mA |
| 从室温线性减少 Derating Linear From 25°C Per Segment | 0.33 | mA/°C |
| 每段反向电压 Reverse Voltage Per Segment | 5 | V |
| 工作条件温度 Operating Temperature Range | -40°C to + 105°C | |
| 储存温度 Storage Temperature Range | -40°C to + 105°C | |
| 距离胶体 1.6mm 焊接, 温度 260°C, 焊接时间最多 3 秒 Lead Soldering Temperature 260°C at 1.6mm From Body for 3 seconds | | |

6、产品光电参数值 (Ta: 25°C) ELECTRICAL/OPTICAL CHARACTERISTICS AT Ta=25°C:

| 参数 PARAMETER | 符号 SYMBOL | MIN. | TYP. | MAX. | UNIT | 测试条件 Test condition |
|-------------------------------------|-----------------|------|------|------|---------|------------------------|
| 每段亮度 Luminous Intensity Per Segment | I_v | — | 15 | — | mcd | $I_F=10mA$ |
| 主波长 Dominant Wavelength | λ_d | — | 520 | — | nm | $I_F=20mA$ |
| 光谱半宽度 Spectral Line Half-Width | $\Delta\lambda$ | — | 30 | — | nm | $I_F=20mA$ |
| 每颗正向电压 Forward Voltage Per Dice | V_F | — | 3.0 | 3.8 | V | $I_F=20mA$ |
| 每颗反向电流 Reverse Current Per Dice | I_R | — | — | 50 | μA | $V_R=5V$ |

7、推荐使用的焊盘尺寸 Recommended Soldering Pattern:





8、推荐的 SMT 焊接曲线 Recommended SMT condition:



NOTES:

1. We recommend the reflow temperature 245°C(+/-5°C). The maximum soldering temperature should be limited to 260°C.
2. Don't cause stress to the epoxy resin while it is exposed to high temperature.
3. Number of reflow process shall be 2 times or less.