



### 新品承认书

#### NEW PRODUCT APPROVED

客户名称 (CUSTOMERS) \_\_\_\_\_

客户 P/N (CUSTOMER P/N) \_\_\_\_\_

升谱 P/N (SUNPU P/N) NEPS-3941CW-G

产品说明 (DESCRIPTION) 0.39 英寸四位八 共阴 白色显示

送样日期 (SAMPLE DATE) \_\_\_\_\_

|                        |                                     |                    |                          |                   |                          |                  |                          |
|------------------------|-------------------------------------|--------------------|--------------------------|-------------------|--------------------------|------------------|--------------------------|
| 产品说明书<br>Specification | <input checked="" type="checkbox"/> | 检验报告<br>INSPECTION | <input type="checkbox"/> | 样品<br>SAMPLE      | <input type="checkbox"/> | 其它<br>OTHERS     | <input type="checkbox"/> |
| 核准 (APPROVED BY)       |                                     | 审核 (CHECKED BY)    |                          | 校对 (PROOFREAD BY) |                          | 制作 (PREPARED BY) |                          |
|                        |                                     |                    |                          |                   |                          |                  |                          |

#### 更改履历表

| 版本 Version | 日期 date | 描述 | 编制 Maker |
|------------|---------|----|----------|
|            |         |    |          |
|            |         |    |          |
|            |         |    |          |

#### 客户判定结果 (CUSTOMER VERDICT)

承认(OK)

不承认(NG)

承认签名(APPROVED BY):

承认时间(APPROVED DATE):

改善意见(IMPROVED ADVICE):

说明: 为了能更好的服务客户, 请及时回传以上信息

REMARK: FOR OFFERING THE BEST SERVICE TO CUSTOMER, PLEASE FAX THE DATA TO FACTORY IN TIME



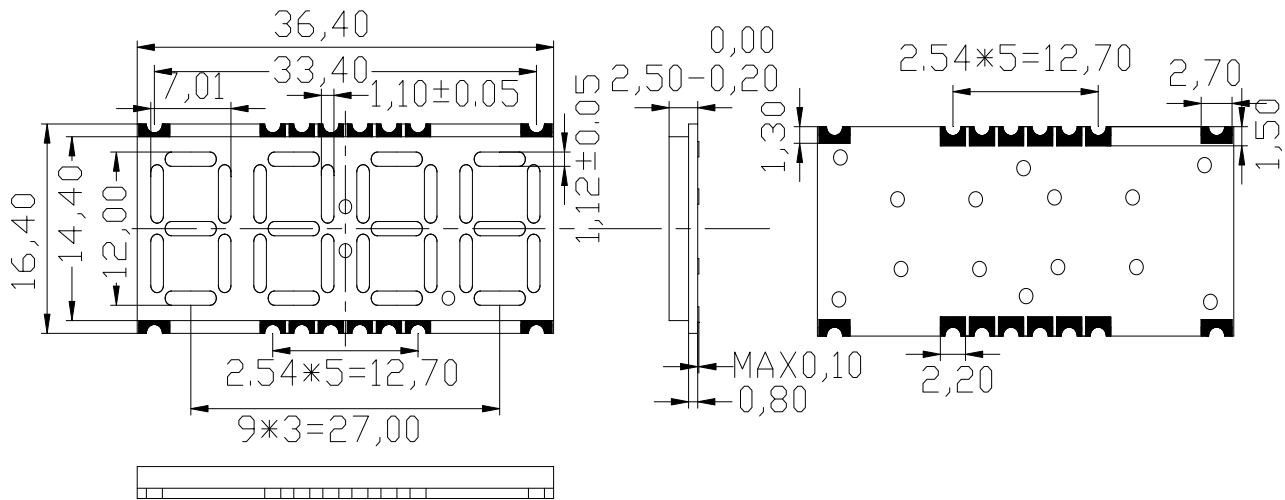
### 1. 产品描述 DESCRIPTION:

- 灰色显示面, 黄色笔段 Gray face, Yellow Epoxy
- 共阴显示屏 Common Cathode Display
- 白色显示, White Color
- 符合 RoHS 要求 RoHS Compliant

### 2. 产品特征 FEATURES:

- 高可靠性和高稳定性 High intensity and reliability
- 高品质、和低功耗 High quality, Low power requirement
- IC 易兼容, 易装配 IC compatible , Easy assembly
- ESD1000V

### 3. 产品外形尺寸 Outer Dimension:

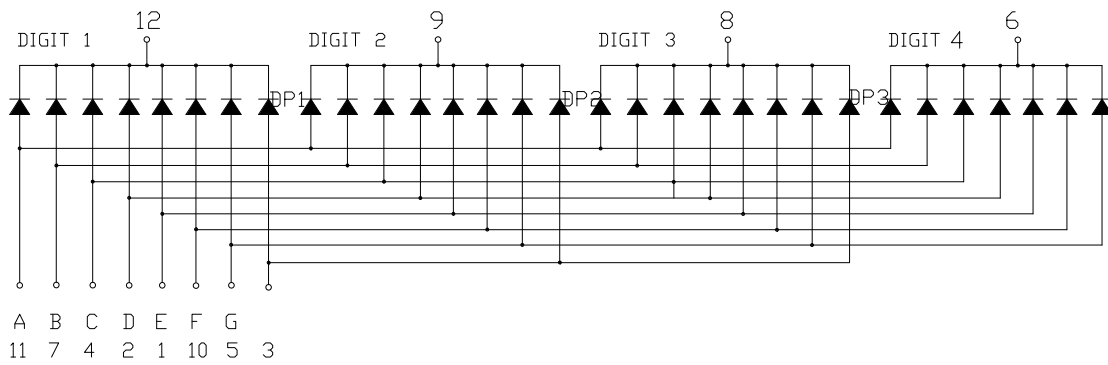
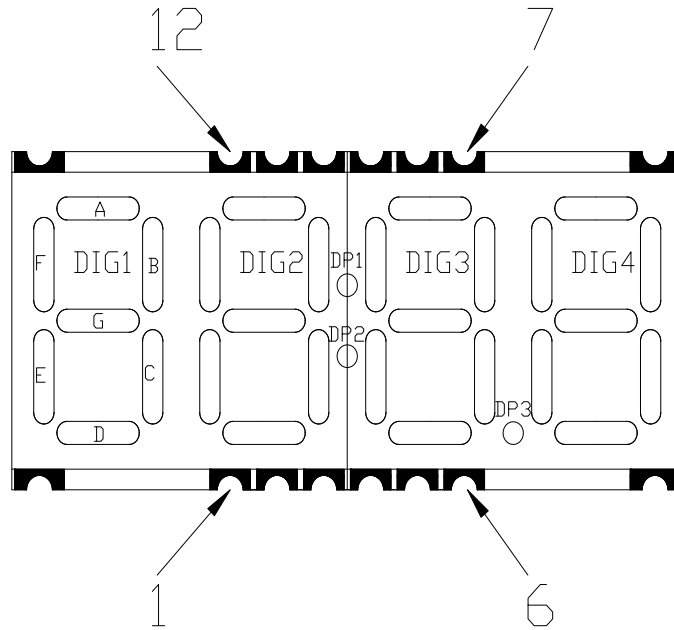


备注: 未标注公差尺寸均为±0.25mm

NOTES: All dimensions are in millimeters (inches) tolerance are ± 0.25mm(0.010) unless otherwise noted



4. 产品线路图 INTERNAL CIRCUIT DIAGRAM





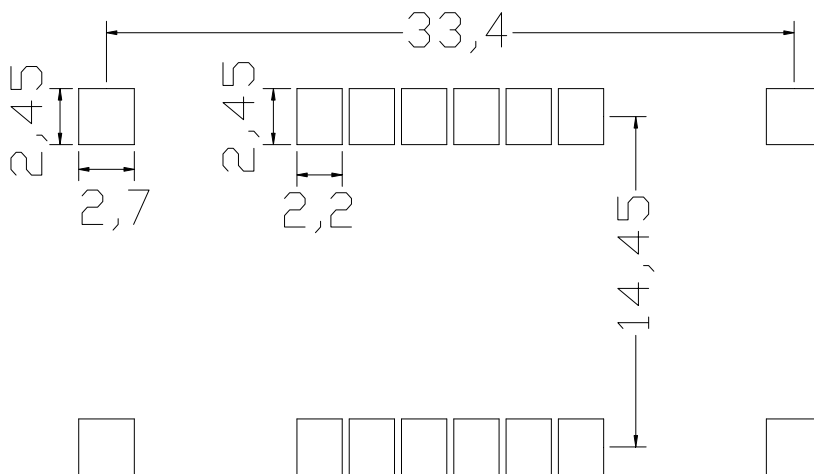
5、产品最大绝对参数值 (Ta: 25°C) ABSOLUTE MAXIMUM RATINGS AT Ta=25°C:

| 参数 (PARAMETER)   | 最大值 Max.         | 单位 UNIT |
|--|------------------|---------|
| 每段功耗 Power Dissipation Per Segment   | 72               | mW      |
| 每段峰值电流 Peak Forward Current Per Segment<br>(1/10duty cycle 0.1ms pulse width)                            | 100              | mA      |
| 每段平均正向电流 Average Forward Current Per Segment   | 20               | mA      |
| 从室温线性减少 Derating Linear From 25°C Per Segment  | 0.33             | mA/°C   |
| 每段反向电压 Reverse Voltage Per Segment   | 5                | V       |
| 工作条件温度 Operating Temperature Range   | -40°C to + 105°C |         |
| 储存温度 Storage Temperature Range   | -40°C to + 105°C |         |
| 距离胶体 1.6mm 焊接, 温度 260°C, 焊接时间最多 3 秒<br>Lead Soldering Temperature 260°C at 1.6mm From Body for 3 seconds |                  |         |

6、产品光电参数值 (Ta: 25°C) ELECTRICAL/OPTICAL CHARACTERISTICS AT Ta=25°C:

| 参数<br>PARAMETER                                    | 符号<br>SYMBOL    | MIN. | TYP. | MAX. | UNIT    | 测试条件<br>Test condition |
|--|-----------------|------|------|------|---------|------------------------|
| 每段亮度 Luminous Intensity Per Segment                | $I_v$           | —    | 30   | —    | mcd     | $I_F=10mA$             |
| 色坐标 Chromaticity Coordinates<br>(Tolerance: ±0.01) | X               | -    | 0.27 | -    | -       | $I_F=20mA$             |
|  | Y               | -    | 0.25 | -    | -       | $I_F=20mA$             |
| 光谱半宽度 Spectral Line Half-Width                     | $\Delta\lambda$ | —    | 30   | —    | nm      | $I_F=20mA$             |
| 每颗正向电压 Forward Voltage Per Dice                    | $V_F$           | —    | 3.0  | 3.6  | V       | $I_F=20mA$             |
| 每颗反向电流 Reverse Current Per Dice                    | $I_R$           | —    | —    | 50   | $\mu A$ | $V_R=5V$               |

7、推荐使用的焊盘尺寸 Recommended Soldering Pattern:





8、推荐的 SMT 焊接曲线 Recommended SMT condition:



NOTES:

1. We recommend the reflow temperature  $245^{\circ}\text{C}(\pm 5^{\circ}\text{C})$ . The maximum soldering temperature should be limited to  $260^{\circ}\text{C}$ .
2. Don't cause stress to the epoxy resin while it is exposed to high temperature.
3. Number of reflow process shall be 2 times or less.